



Water Hammer Arrestors

● What is Water Hammer?

Water hammer is defined as a pressure surge or wave caused when a fluid in motion is forced to stop or change directions suddenly, due to a shock.

● What could be the shock source?

A shock source may be a:

- Solenoid Valve
- Quarter Turn Valve
- Trigger Gun

● What is a Water Hammer Arrestor?

A Water Hammer Arrestor is a gas filled cylinder with a movable diaphragm or piston that adjusts to absorb the shock.

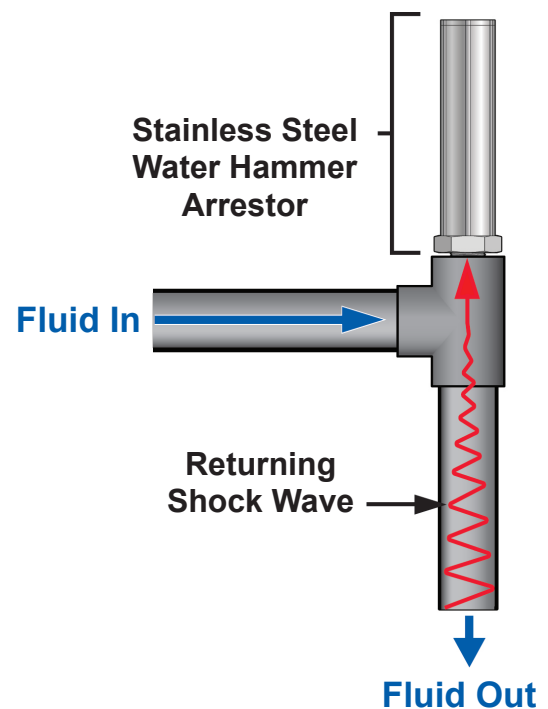
Dilution Solutions Water Hammer Arrestors feature:

- Stainless steel adaptor, cap, piston, and barrel
- High pressure EPDM o-rings
- Threaded arrestor
- Nitrogen preload: 60 psi

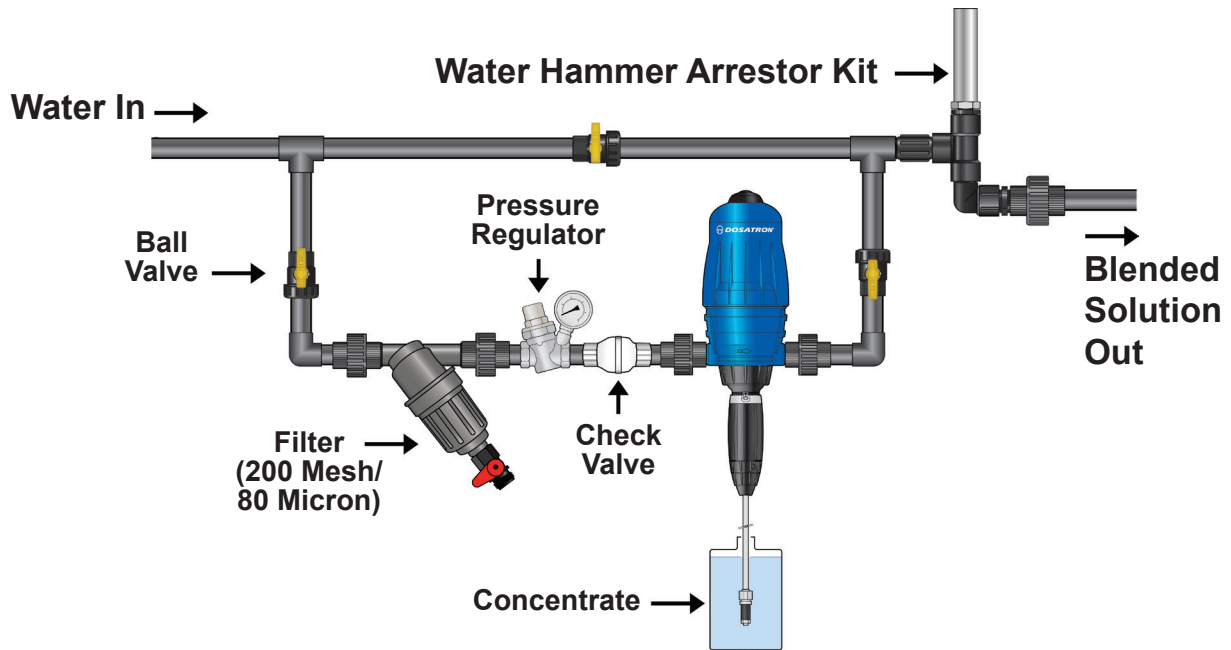
● Where Should the Water Hammer Arrestor be Installed?

It should always be installed so the shock dead-ends into the arrestor.

Arrestors should always be placed as near to the **source of shock** as possible. The image on the back page illustrates the proper positioning for the arrestor, where the shock would be absorbed with 100% effectiveness.



Proper Installation of Water Hammer Arrestor



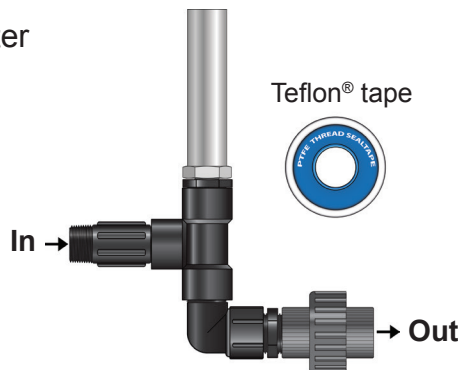
Installation Instructions for Water Hammer Arrestor

1. Flush line prior to installation
2. Only use Teflon[®] tape to seal pipe threads
3. To tighten, place wrench on hex only
4. For best results, match arrestor kit to pipe size at point of installation
5. Either a vertical or horizontal installation is acceptable
6. Verify MFG recommended pressure rating
7. Failure to follow these instructions will void product warranty

For easy installation, use the Water Hammer Arrestor Kits

Dilution Solutions Water Hammer Arrestor Kits include:

- Stainless steel water hammer arrestor
- Nipple
- Tee
- Elbow
- Close nipple
- Union
- Teflon[®] tape roll



Pipe	Kit Part #
3/4"	WHA34-SS-KIT
1"	WHA100-SS-KIT
1 1/2"	WHA150-SS-KIT
2"	WHA200-SS-KIT

Dilution
SOLUTIONS
A Dosatron International, Inc. Company

2090 Sunnydale Blvd. • Clearwater, FL, 33765 USA
1-800-451-6628 • 1-727-451-1198 • www.dilutionsolutions.com